

# Smart water management using IOT

M Rama Krishna, SK Sajeeda, B Dhanya, M Meghana

Department of Electronics and Communication Engineering, Andhra Loyola Institute of Engineering and Technology Vijayawada,-520008, Andhra Pradesh, India.

**Article Info**

Article history:  
 Received 17 January 2020  
 Received in revised form 20 May 2020  
 Accepted 28 May 2020  
 Available online 15 June 2020

**Keywords:** Ultrasonic sensor, Temperature sensor, Water flow sensor, ESP8266 WI-FI module, SIM 900 GSM module.

**Abstract:** Water is the most important need for all living beings. This paper helps to regulate the proper maintenance of water tank using IOT. Water management problems such as water usage, overflow in the water tank. To overcome this problem by implementing proper monitoring and information updation system. Ultrasonic sensor is used to indicate the level of water in real time. When the water level falls below the threshold level the motor will automatically ON. Temperature sensor is used to sense the temperature in the water tank. Water flow sensor is used to know the usage of water liter per hour. By using ESP8266 WI-FI module the data is recorded in real time and updated in cloud.

## 1. Introduction

Internet of Things has been associated with cities, smart homes and also to manage traffic system. A unknown fact that about internet of things technology is also application across many other fields in our everyday life. Another such area where the internet of things technology can play a major role in water management. IOT is evolving fast and latest innovation occurring in wireless technology and embedded technology. This work focuses on a solution for water management in colleges, building and commercial area with the help of IOT. Water is precious and supply the needs to be regulated.

To maintain the water in a proper way, should prevent the overflow of water in tanks and usage of the water in proper manner. In traditional days there is no proper maintenance of water. In conventional tanks there is need of human being to ON/OFF the motor. In this paper the automated system is introduced which is used to save the human work and cost. In this system the motor is automatically ON/OFF by using level sensor. The usage of water is observed by the water flow sensor.

## 2. Related work

Many researches are working in the field of IOT and its application. One such application is Smart Water Management. The researchers are creating a system which can indicate level of water in tanks, usage of water in water, quality monitoring such as turbidity sensor, PH sensor, salt sensor in the water tanks to know contamination, alkaline nature and salts in the water which causes diseases to living beings. Another work presented an IOT system which is capable of detecting and displaying level of water in the storage tanks and used for managing and planning use of water.

Divyapriya et.al in continuously keeps track of the level of the water in water system like overhead water tanks. Proposed the client can send the message to the framework realize the water level subtleties of the tank. This is intended to control the dimensions of water with help of ultrasonic sensor and GSM innovation. Kumar et.al in IOT based water management system for a campus proposed real time monitoring system for campus recommended that work utilized an off /on the track ultrasonic sensor HC-SR04 which is mounted at the highest point of the tank. It sends the ultrasound beats at 40khz towards the water surface and measures the reflected waves backs to the sensor.

## 3. Existing system

This is used for water level detection and automatic ON/OFF the motor for water tanks. By using IOT the data is upload on Ada fruit platform. Laser sensor is placed above the tank to know the level of the water in the tank. When water falls below the threshold value the motor is automatically ON.

**\*Corresponding Author,**

**E-mail address:** sajeeda666@gmail.com

**All rights reserved:** <http://www.ijari.org>

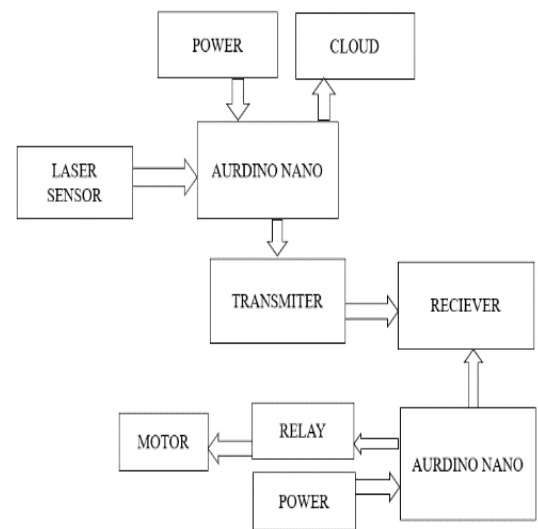


Fig.1: Block diagram of existing model

## 4. Proposed System

In the proposed system the following parameters can be known

- The level of water in the tank by using the ultrasonic sensor and can reduce overflow of the water.
- The usage of the water in the tank can be used to control the wastage of the water.
- To know the temperature in the water tank in real time

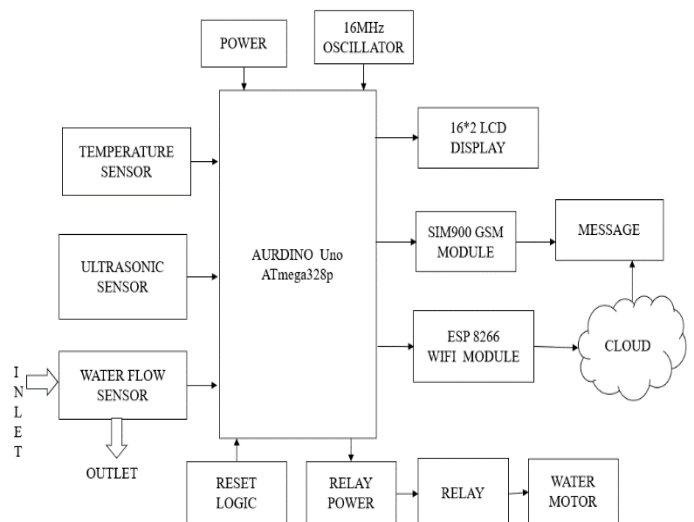


Fig. 2: Block Diagram of Proposed System

The Arduino UNO has super convenient power management and built-in voltage regulation. The Arduino can be directly powered through USB or external power supply.

The external power supply can be given by

- Connecting power source(7-12v DC) to DC power jack
- Connecting a battery lead to Vin and Gnd.

5V and 3.3V are used to provide power to sensors and modules when connecting it to. The temperature sensor LM35 has been used for sensing the temperature. It is an integrated circuit sensor that can be used to measure temperature with an electrical output proportional to the temperature. The temperature can be measured more accurately with it than using a thermistor. The sensor circuit is sealed and not subject to oxidation, etc. It is a three-terminal sensor used to measure the surrounding temperature ranging from -55 degree centigrade to 150 degree centigrade.

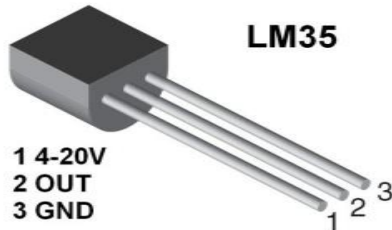


Fig. 3: temperature sensor

Water flow sensors are installed at the water sources or pipes to measure the rate of flow of water and calculate the amount of water flowed through the pipe. Rate of flow of water is measured as liter per hour or cubic meters. A water flow sensor consists of a plastic valve from which water can pass. A water rotor along with a hall effect sensor is present and measures the water flow. The main working principle behind the working of this sensor is the hall effect. According to this principle, in this sensor, a voltage difference is induced in the conductor due to rotation of the rotor. This induced voltage difference is transverse to the electric current.



Fig. 4: water flow sensor

The HC-SR04 ultrasonic module is a module that can provide noncontact measurement within the range of 2cm to 400cm with an ranging accuracy that can reach 3mm. It works on the principle of echolocation. The ultrasonic sensor as a trigger and an echo pins. The Arduino provides a high signal of 10microseconds to this pin. The sensor is triggered, it sends out a 840khz to the surface of the water. On getting to the surface of the water, the wave is echoed back to the sensor and the Arduino reads the echo pin to determine the time spent between the triggering and receiving of the echo.



Fig. 5: Ultrasonic sensor

The Arduino Uno is used as a microcontroller in this structure, it has 14 propelled data/yield pins of which the user is using 6 pins for interfacing sensors-waterflow, Ultrasonic and temperature. Interfacing the wi-fi module ESP8266 with Arduino for giving an electronic system. Arduino is a microcontroller board subject to the Atmega328p. A 16 MHz quartz valuable stone, a USB affiliation, a power jack, a reset.



Fig. 6: Arduino uno

The ESP8266 can do either offloading wi-fi frameworks organization limits from another application processor or encouraging an application. The ESP8266 wi-fi module is a free SOC with facilitated TCP/IP show stack that can give any microcontroller to access to the wi-fi range. This module has an earth shattering enough prepared getting ready and limit capacity that empowers it to be composed with the sensors.



Fig. 7: ESP 8266 WI-FI module

The SIM900 is a quad-band GSM/GPRS solution is a SMT module which can be embedded in the customer applications. Featuring an industry standard, interface the SIM900 delivers GSM/GPRS 850/900/1800/1900MHz performance for the voice, sms, data with small power consumption.

A 16\*2 LCD has two registers namely, command and the data. The register select is used to switch from one register to other. RS=0 for command register and RS=1 for data register.

### 5. Results

This paper gives efficient usage and level detection of water in the water tank in effective manner by using the IOT.

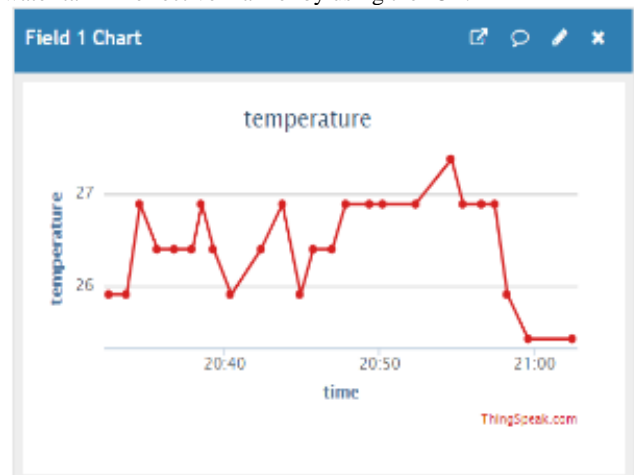


Fig. 8: temperature in water tank

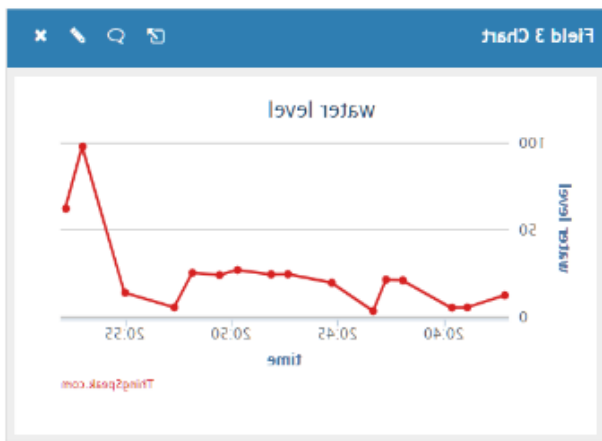


Fig. 9: Water level sensor

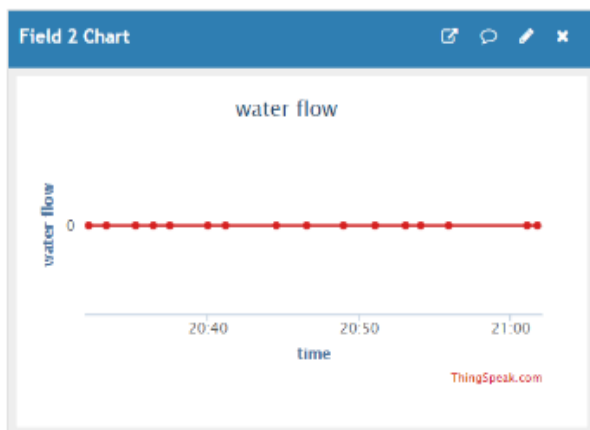


Fig.10: Water is not in usage

## 6. Conclusions

According to this system, proposed architecture becomes more autonomous with quick transmission of data by using IOT. The main advantage in IOT is, even when clients are not in the node network, data will be sent, whenever a client is connected with that node, they can able to see the data which has been sent already.

Smart water management can reduce the overflow of water in tanks and provide the usage of water in liter per hour in real time. This system is cost effective. This enables the efficient use of water. Thus it reduces the wastage of water. This project can be further enhanced by using the results of this present project. The turbidity sensor is placed in the water tank to know quality of water which is helpful to know that chemicals in the water. The PH sensor is also placed in water tank to know the nature of water in tanks in which is suitable for drinking or not for living beings in real time by using IOT.

## References

- [1]. L Zhenan, W Kai, L Bo. Sensor-network based intelligent water quality monitoring and control.
- [2]. D Kaur. Water tank control.
- [3]. M Barabde, S Danve. Real time water quality monitoring system
- [4]. B Dhivya, Priya, SP Maniprabha, V Chandrasekharan, G Kandasamy. GSM based water tank level monitoring and pump control system.
- [5]. S Maqbool, N Chandra. Real time wireless monitoring and control of water systems using Zigbee 15 (4), 802.
- [6]. A Kumar, N Rathod, P Jain, P Verma. Towards an IOT based water management system for a campus.
- [7]. U Akila, Elackiaselvi R , Maheshwari R, Shanmugavalli K, Mrs. T. Prathiba. Industrial sewage water quality monitoring system